

Cadet Band: Term 1

Name: _____ Class Period: _____

“Learning involves purposeful remembering and skillful performance.”

-Donald A. Norman

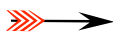
The Two B's:
Be Respectful of the rights of
others to teach and learn.

Be Respectful of all private
and school property.



What do you want to be able to do on your instrument this year?

Directions:



This arrow indicates choice. Choose one arrow per objective to complete.



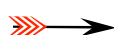
The bull's eye and dart indicate a required assignment.

DEADLINES: Students must complete at least 1 target each week and at least five targets by mid-term (25pts).

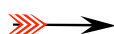
Fundamentals:



1: Demonstrate correct rehearsal habits (20pts).



Type three paragraphs on the importance of the two B's.



Design a creative poster depicting the two B's and their importance to our class.




2: Demonstrate correct care and maintenance of your instrument (10pts).



Teach two adults the correct care and maintenance of your instrument.

1. _____ Date: _____
(Adult initials)

2. _____ Date: _____
(Adult initials)



Create a 2 min. presentation on how to properly care for your instrument and present it to the class.



3: Demonstrate correct instrument positions including rest, ready and playing positions (10pts).

➤➤➤ → Demonstrate and teach two adults the correct instrument position for your instrument.

1. _____ Date: _____ 2. _____ Date: _____
(Adult initials) (Adult initials)

➤➤➤ → Write detailed step-by-step directions describing correct playing position on your instrument and challenge two adults to follow your directions.

1. _____ Date: _____ 2. _____ Date: _____
(Adult initials) (Adult initials)



4: Demonstrate correct breath management (10pts).

➤➤➤ → Teach your family correct breathing and breath management. Teach them the “Stand Out” game and challenge them to beat you by being the last one standing with air.

_____ Date: _____
(Adult initials)

➤➤➤ → Teach the musical alphabet to your family and challenge them to recite the musical alphabet in one breath more times than you.

_____ Date: _____
(Adult initials)

Perform:



1: Demonstrate correct embouchure and sound production on your mouthpiece or head joint (15pts).

➤➤➤ → Teach two adults how to form the correct embouchure and produce a characteristic sound on your mouthpiece or head joint.

1. _____ Date: _____ 2. _____ Date: _____
(Adult initials) (Adult initials)

➤➤➤ → Perform for Mr. Arnold Band Expressions 37 with a characteristic sound on your mouthpiece or head joint.

_____ Date: _____
(Mr. A’s initials)

(Perform Target 4 continued)

- Demonstrate and teach two adults to:
- write in the counting below each note on chart 5 of R.V.C.
 - perform lines 9 and 10 on their air stream with a steady pulse.


1. _____ Date: _____ 2. _____ Date: _____
 (Adult initials) (Adult initials)



5: Demonstrate note literacy on the Chromatic scale from Concert Bb ascending to Concert F (50pts).



Using whole notes write the pitches of the chromatic scale on the staff starting with Concert Bb ascending to Concert F.



- Accurately perform for your family Pathway to Power 1 and 3.

_____ Date: _____
 (Adult initials)

- Accurately perform for your family Pathway to Power 2 and 4.

_____ Date: _____
 (Adult initials)

Create:



1: Demonstrate correct music notation using music symbols and rhythms discussed this term (10pts).

- Using Band Expressions worksheet #10, compose an 8 measure original melody and perform it for your family.

_____ Date: _____
 (Adult initials)

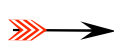
- Using Band Expressions worksheet #10, compose an 8 measure duet and perform it for two classmates.

1. _____ Date: _____ 2. _____ Date: _____
 (Classmate's initials) (Classmate's initials)

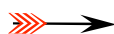
Listen / Discover Meaning:



1: Identify and trace influential music educators in history (50pts).



Using the list below as a guide, write three paragraphs *in your own words* about a professional musician who plays your instrument.



Using the list below as a guide create a poster that highlights the life of a professional musician who plays your instrument. The Poster should **at least** include a picture, birth and death information as well as 5 other life events important to their professional career. All information should be **typed and neatly organize**.

Flute:

James Galway
Jean Rampal

Bassoon:

Bernard Garfield
Milan Turkovic

Trumpet:

Herbert L. Clark
Wynton Marsalis

Tuba:

Arnolds Jacobs
Harvey Phi

Oboe:

Heinz Hollinger
John Mack

Saxophone:

Branford Marsalis
Sigurd Rascher

Trombone:

John Marcellus
Arthur Pryor

Clarinet:

Stanley Drucker
Anthony Gigliotti

French Horn:

Dennis Brain
Dale Clevenger

Euphonium:

Brian Bowman
Leonard Falcone

Final Term Projects (100pts)



Using the “My Progress in Band” worksheet as a guide, type three paragraphs on your progress in band as it relates to your goal stated at the beginning of term.



Perform the First Quarter Playing Test Assessment #'s 28, 30, 38 and the chromatic scale at achievement level two or higher.

Cadet Band: Term 2

Name: _____ Class Period: _____

“Learning involves purposeful remembering and skillful performance.”

-Donald A. Norman

The Two B's:
Be Respectful of the rights of
others to teach and learn.

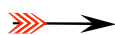
Be Respectful of all private
and school property.



Did you achieve your goal last term, why or why not?

What changes would you make in your goal for this term?

Directions:



This arrow indicates choice. Choose one arrow per objective to complete.



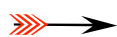
The bull's eye and dart indicate a required assignment.

DEADLINES: Students must complete at least 1 target each week and at least five targets by mid-term (25pts).

Perform:



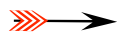
1: Demonstrate correct embouchure flexibility and sound production on your mouthpiece or head joint (20pts).



Brass: Perform *with* two classmates Warm-up set 1, Option 1 on your mouthpiece.

1. _____ Date: _____
(Classmate's initials)

2. _____ Date: _____
(Classmate's initials)



Brass: Perform *with* two classmates Warm-up set 1, Option 4 on your mouthpiece.

1. _____ Date: _____
(Classmate's initials)

2. _____ Date: _____
(Classmate's initials)

(Perform Target 1 continued)

▶▶▶ **Woodwinds:** Using the pitch key as a guide and a tuner perform *with* two classmates the correct mouthpiece barrel/neck, head joint pitch while playing Jingle Bells.

1. _____ Date: _____
(Classmate's initials)

2. _____ Date: _____
(Classmate's initials)

Pitch Key
Oboe: A
Flute: G#
Clarinet: F#
Alto Sax: G
Tenor Sax: F
Bassoon: C

▶▶▶ **Woodwinds:** Using the pitch key as a guide and a tuner perform *with* two classmates the correct mouthpiece barrel/neck, head joint pitch while playing Mary Had a Little Lamb.

1. _____ Date: _____
(Classmate's initials)

2. _____ Date: _____
(Classmate's initials)



2: Demonstrate a clear and characteristic tone on your instrument (20pts).

▶▶▶ Perform for two classmates long tones 1a-b at $\text{♩} = 60$ with a clear and characteristic tone.

1. _____ Date: _____
(Classmate's initials)

2. _____ Date: _____
(Classmate's initials)

▶▶▶ Perform for Mr. Arnold long tones 1a-b at $\text{♩} = 60$ with a clear and characteristic tone.

_____ Date: _____
(Mr. A's initials)



3: Demonstrate correct articulation and finger flexibility on your instrument (15pts).

▶▶▶ Perform for two classmates the Bb Concert Mini-Scale, bottom line, on page 10 of F. F. S. P. at $\text{♩} = 85$.

1. _____ Date: _____
(Classmate's initials)

2. _____ Date: _____
(Classmate's initials)

▶▶▶ Perform for two classmates the Bb Concert Scale Pattern 1 on page 10 of F. F. S. P. at $\text{♩} = 85$ using articulations 1, and 4.

1. _____ Date: _____
(Classmate's initials)

2. _____ Date: _____
(Classmate's initials)



4: Demonstrate rhythmic accuracy (15pts).

➤ Write in the counting below each note of R.V.C. 7 and 8 and perform lines 5 and 6 on your air stream with a steady pulse for Mr. Arnold.

_____ Date: _____
(Mr. A's initials)

➤ Demonstrate and teach two adults to:
a.) write in the counting below each note on chart 7 and 8 of R.V.C.
b.) perform lines 5 and 6 on their air stream with a steady pulse.

1. _____ Date: _____ 2. _____ Date: _____
(Adult initials) (Adult initials)



5: Demonstrate correct individual rehearsal habits (50pts).



Rehearse individually for ten minutes twice a day five days a week. Record your time on www.charmsmusic.com. Login: americanforkjhb Password: school ID.

➤ Invite one or more classmates to participate in one of your 10 min individual rehearsal sessions.

➤ Participate in three private lessons this term with an approved private instructor. Discuss the importance of correct individual rehearsal habits with your instructor.

_____ Date: _____
(Private Instructor initials)



6: Demonstrate playing in TIME, and in TONE during performance (100pts).



Perform in the **Band Bash** (Nov 7) and the **Winter Concert** (Dec 7).

➤ Perform for your family lines 57, 63, 73, 77, 80 with the accompaniment C.D..

_____ Date: _____
(Adult initials)

➤ Perform for Mr. Arnold lines 57, 63, 73, 77, 80.

_____ Date: _____
(Mr. A's initials)



7: Demonstrate Chromatic scale development (20pts).

➤➤➤ Accurately perform for your family Pathway to Power 7 and 8 with a steady pulse.

_____ Date: _____
(Adult initials)

➤➤➤ Accurately perform for your family Pathway to Power 6 and 8 with a steady pulse.

_____ Date: _____
(Adult initials)



8: Demonstrate note literacy on the Concert Bb scale (20pts).



Using whole notes write the pitches of the Concert Bb scale on the staff identifying them in three ways : half and whole steps, solfege, and note names.



➤➤➤ Finger the notes of the above scale on your instrument while reciting the note names in less than 30 seconds for two adults.

1. _____ Date: _____ 2. _____ Date: _____
(Adult initials) (Adult initials)

Time: ____ sec. Time: ____ sec.
(Perform target 9 continued)

➤➤➤ Perform for two adults the above scale in less than 30 seconds with a steady pulse.

1. _____ Date: _____ 2. _____ Date: _____
(Adult initials) (Adult initials)

Time: ____ sec. Time: ____ sec.

Listen / Discover Meaning:



1: Demonstrate critical listening skills (15pts).

- Attend a band or orchestra concert of your choosing. Type three paragraphs using the Concert Report form as a guide. *The band or orchestra must be of a skill level two years beyond you.*
- Make an audio recording of yourself once a week for three weeks and fill out the Student Recording Rubric.

Final Term Projects (100pts)



Using the “My Progress in Band” worksheet as a guide, type three paragraphs on your progress in band as it relates to your goal stated at the beginning of term.



Perform the Second Quarter Playing Test Assessment #'s 57, 63, 73 and the Concert Bb Scale.

Cadet Band: Term 3

Name: _____ Class Period: _____

“Learning involves purposeful remembering and skillful performance.”

-Donald A. Norman

The Two B's:
Be Respectful of the rights of
others to teach and learn.


Be Respectful of all private
and school property.



Did you achieve your goal last term, why or why not?

What changes would you make in your goal for this term?

Directions:



This arrow indicates choice. Choose one arrow per objective to complete.



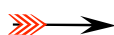
The bull's eye and dart indicate a required assignment.

DEADLINES: Students must complete at least 1 target each week and at least five targets by mid-term (25pts).

Perform:



1: Demonstrate correct embouchure flexibility and sound production on your instrument (20pts).




Perform for two classmates on your instrument with a steady pulse:

Brass: F.F.S.P., W.S. 1, Opt. 1, 4.

1. _____ Date: _____
(Classmate's initials)

2. _____ Date: _____
(Classmate's initials)



Perform for Mr. Arnold with a steady pulse:

Brass: F.F.S.P., W.S. 1, Opt. 1, 4.

_____ Date: _____
(Mr. A's initials)

(Perform Target 1 continued)

➤➤➤ Perform for two classmates on your instrument with a steady pulse:
Woodwinds: F.F.S.P., W.S. 1, Opt. 2.

1. _____ Date: _____ 2. _____ Date: _____
 (Classmate's initials) (Classmate's initials)

➤➤➤ Perform for Mr. Arnold with a steady pulse:
Woodwinds: F.F.S.P., W.S. 1, Opt. 2.

_____ Date: _____
 (Mr. A's initials)



2: Demonstrate a clear and characteristic tone on your instrument
 (20pts).

➤➤➤ Perform for two classmates long tones 1a-c with a steady pulse with a clear and characteristic tone.

1. _____ Date: _____ 2. _____ Date: _____
 (Classmate's initials) (Classmate's initials)

➤➤➤ Perform for Mr. Arnold long tones 1a-c with a steady pulse with a clear and characteristic tone.

_____ Date: _____
 (Mr. A's initials)



3: Demonstrate correct articulation and finger flexibility on your
 instrument (15pts).

➤➤➤ Perform for two classmates the Eb Concert Mini-Scale, bottom line, on page 28
 of F. F. S. P. at $\text{♩} = 85$.

1. _____ Date: _____ 2. _____ Date: _____
 (Classmate's initials) (Classmate's initials)

➤➤➤ Perform for two classmates the Eb Concert Scale Pattern 1 on page 28 of
 F. F. S. P. at $\text{♩} = 85$ using articulations 1, and 4.

1. _____ Date: _____ 2. _____ Date: _____
 (Classmate's initials) (Classmate's initials)



4: Demonstrate rhythmic accuracy (20pts).

➤ Write in the counting below each note of R.V.C. 9 and perform lines 9 and 10 on your air stream with a steady pulse for Mr. Arnold.

_____ Date: _____
(Mr. A's initials)

➤ Demonstrate and teach two adults to:
a.) write in the counting below each note on chart 9 of R.V.C.
b.) perform lines 9 and 10 on their air stream with a steady pulse.


1. _____ Date: _____ 2. _____ Date: _____
(Adult initials) (Adult initials)



5: Demonstrate note literacy on the Concert Eb, and Ab Scales (30pts).



Using whole notes write the pitches of the Concert Eb and Ab scales on the staff identifying them in three ways: half and whole steps, solfege, and note names.



➤ Finger the notes of the above scales on your instrument while reciting the note names in less than 120 seconds for two adults.

1. _____ Date: _____ 2. _____ Date: _____
(Adult initials) (Adult initials)

Time: ____ sec. Time: ____ sec.

➤ Perform for two adults the above scales with a steady pulse in less than 120 seconds.

1. _____ Date: _____ 2. _____ Date: _____
(Adult initials) (Adult initials)

Time: ____ sec. Time: ____ sec.



6: Demonstrate correct individual rehearsal habits (50pts).



Rehearse individually for ten minutes twice a day five days a week. Record your time on www.charmsmusic.com. Login: americanforkjhb Password: school ID.

➤ Invite one or more classmates to participate in a 10 min individual rehearsal sessions. Have your classmates initial in the spaces below the things you practiced and write in the amount of time spent in each area.

Long Tones ____ (min.) ____ (initials)

Warm-up Sets ____ (min.) ____ (initials)

Scales ____ (min.) ____ (initials)

Rhythms ____ (min.) ____ (initials)

Band @ Home ____ (min.) ____ (initials)

FUN ____ (min.) ____ (initials)

1. _____ Date: _____
(Classmate's initials)

2. _____ Date: _____
(Classmate's initials)

➤ Participate in three private lessons this term with an approved private instructor. Discuss the importance of correct individual rehearsal habits with your instructor.

_____ Date: _____
(Private Instructor initials)



7: Demonstrate playing in TIME, and in TONE during performance (20pts).

➤ Perform for your family lines 132,133,144,154 with the accompaniment C.D.

_____ Date: _____
(Adult initials)

➤ Make an audio recording of yourself once a week for two weeks playing exercises 132, 133, 144, 154 and fill out the Student Recording Rubric.

_____ Date: _____
(Adult initials)



8: Demonstrate Chromatic scale development (15pts).

➤➤➤ → Accurately perform for your family Pathway to Power 9 and 10.

_____ Date: _____
(Adult initials)

➤➤➤ → Accurately perform for your family Pathway to Power 10 and 11.

_____ Date: _____
(Adult initials)

Listen / Discover Meaning:



1: Demonstrate critical listening skills (15pts).

➤➤➤ → Attend solo and ensemble night at American Fork Junior High and use the Solo/Ensemble Rubric to evaluate 3 students who play the same instrument as you.

➤➤➤ → Listen to three professional musicians playing your instrument and evaluate their performance using the Performance Rubric.



2: Identify and trace influential music educators in history (30pts).

➤➤➤ → Write six paragraphs *in your own words* on the life of and contributions to music education of John Phillip Sousa or Edwin Franko Goldman.

➤➤➤ → Create a timeline/poster that highlights the life of John Phillip Sousa or Edwin Franko Goldman. Poster should **at least** include a picture, birth and death information as well as 3 other life events important to music education. All information should be neatly organized.

Final Term Project: (100pts)



Using the “My Progress in Band” worksheet as a guide, type three paragraphs on your progress in band as it relates to your goal stated at the beginning of term.



Perform the third quarter playing test Assessment #'s 132,133,144,154 and the three major scales at achievement level two or higher.




5: Demonstrate note literacy on the Concert C, F, Bb, Eb, and Ab Scales (30pts).



Using whole notes write the pitches of the above scales on the staff identifying them in three ways: half ∇ and whole \square steps, solfege, and note names.



Handwriting practice area consisting of ten sets of five-line musical staves. Each set is intended for writing the pitches of the Concert C, F, Bb, Eb, and Ab scales using whole notes, with identification in three ways: half and whole steps, solfege, and note names.




Finger the notes of the above scales on your instrument while reciting the note names in less than 120 seconds for two adults.

1. _____ Date: _____
(Adult initials)

2. _____ Date: _____
(Adult initials)

Time: ____ sec.

Time: ____ sec.



Perform for two adults the above scales with a steady pulse in less than 120 seconds.

1. _____ Date: _____
(Adult initials)

2. _____ Date: _____
(Adult initials)

Time: ____ sec.

Time: ____ sec.



6: Demonstrate correct individual rehearsal habits (50pts).

- Rehearse individually for ten minutes twice a day five days a week. Record your time on www.charmsmusic.com. Login: americanforkjhb Password: school ID.
- Participate in three private lessons this term with an approved private instructor. Discuss the importance of correct individual rehearsal habits with your instructor.

_____ Date: _____
(Private Instructor initials)



7: Demonstrate playing in TIME, and in TONE during performance (100pts).



Perform in the **Spring Concert (May 17)**.

- Perform the Spring Concert music for your family before the concert.

_____ Date: _____
(Adult initials)

- Perform the Spring Concert music for Mr. Arnold.

_____ Date: _____
(Mr. A's initials)



8: Demonstrate Chromatic scale development (15pts).

- Accurately perform for your family Pathway to Power 12 and 13.

_____ Date: _____
(Adult initials)

- Accurately perform for your family Pathway to Power 12 and 14.

_____ Date: _____
(Adult initials)



9: Demonstrate Key signature knowledge in the Keys of C, F, Bb, Eb, and Ab. (15pts).

➤ Write, administer, and correct a key signature test for 2 classmates. Each classmate must pass with 100%.

1. _____ Date: _____ 2. _____ Date: _____
(Classmate's initials) (Classmate's initials)

➤ Create flashcards with the above key signatures represented on a staff and recite the key signature names in under 12 seconds for two classmates.

1. _____ Date: _____ 2. _____ Date: _____
(Classmate's initials) (Classmate's initials)

Final Term Project: (100pts)



Using the "My Progress in Band" worksheet as a guide, type three paragraphs on your progress in band as it relates to your goal stated at the beginning of term.



Perform for Mr. Arnold the 6 Major scales with no mistakes.

(Perform Target 1 continued)

- ▶▶▶ **Woodwinds:** Using the pitch key as a guide and a tuner perform *with* two classmates the correct mouthpiece barrel/neck, head joint pitch while playing Mary Had a Little Lamb.

1. _____ Date: _____ 2. _____ Date: _____
(Classmate's initials) (Classmate's initials)



2: Demonstrate a clear and characteristic tone on your instrument (20pts).

- ▶▶▶ Perform for two classmates long tones 1 a-b to at $\text{♩}=\text{60}$ with a clear and characteristic tone.

1. _____ Date: _____ 2. _____ Date: _____
(Classmate's initials) (Classmate's initials)

- ▶▶▶ Perform for Mr. Arnold long tones 1 a-b to at $\text{♩}=\text{60}$ with a clear and characteristic tone.

_____ Date: _____
(Mr. A's initials)



3: Demonstrate correct articulation and finger flexibility on your instrument (15pts).

- ▶▶▶ Perform for two classmates the Bb Concert Mini-Scale, bottom line, on page 10 of F. F. S. P. at $\text{♩}=\text{60}$ using the correct articulations.

1. _____ Date: _____ 2. _____ Date: _____
(Classmate's initials) (Classmate's initials)

- ▶▶▶ Perform for two classmates the Bb Concert Scale Pattern 1 on page 10 of F. F. S. P. $\text{♩}=\text{60}$ using articulations 1, and 4.

1. _____ Date: _____ 2. _____ Date: _____
(Classmate's initials) (Classmate's initials)



4: Demonstrate rhythmic accuracy (15pts).

- ▶▶▶ Write in the counting below each note of R.V.C. 5 and 9 and perform lines 9 and 10 on your air stream with a steady pulse for Mr. Arnold.

_____ Date: _____
(Mr. A's initials)

(Perform Target 4 continued)

- Demonstrate and teach two adults to:
- write in the counting below each note on chart 5 and 9 of R.V.C.
 - perform lines 9 and 10 on their air stream with a steady pulse.

1. _____ Date: _____ 2. _____ Date: _____
 (Adult initials) (Adult initials)



5: Demonstrate correct individual rehearsal habits (50pts).



Rehearse individually ten minutes twice a day for five days using correct rehearsal habits. Record your time on www.charmsmusic.com. Login: americanforkjhb Password: school ID.

- Demonstrate one 10-minute individual rehearsal session for your family. Be sure to explain the reasons for the correct order of your individual rehearsal and how to solve problems instead of just playing through the music from the beginning to the end.

_____ Date: _____
 (Adult initials)

- Participate in three private lessons this term with an approved private instructor. Discuss the importance of correct individual rehearsal habits with your instructor.

_____ Date: _____
 (Private Instructor initials)



6: Demonstrate playing in TIME, and in TONE during performance and practice (20pts).

- Accurately perform for your family the Band Bash music.

_____ Date: _____
 (Adult initials)

- Make an audio recording of yourself once a week for two weeks playing the Band Bash music and fill out the Student Recording Rubric.



9: Demonstrate basic ear training; recognizing the intervals of m2 and M2 (15pts).

➤➤➤ Show an adult the two intervals on the piano and have them test you. Score 100%.

_____ Date: _____
(Adult initials)

➤➤➤ Go to www.musictheory.net and play the interval ear training game for 15 min. and achieve a score of 100% on m2 and M2 intervals. Print your scores and include it in your portfolio.

Create:



1: Demonstrate correct music notation using music symbols and rhythms discussed this term (15pts).

➤➤➤ Using Band Expressions worksheet #10, compose a 16 measure original melody and perform it for your family.

_____ Date: _____
(Adult initials)

➤➤➤ Using Band Expressions worksheet #10, compose a 16 measure duet and perform it for two classmates.

1. _____ Date: _____ 2. _____ Date: _____
(Classmate's initials) (Classmate's initials)

Listen / Discover Meaning:



1: Demonstrate critical listening skills (15pts).

➤➤➤ Make an audio recording of yourself performing #'s 28, 30, and 38 from Band Expressions once a week for two weeks and fill out the Student Recording Rubric.

➤➤➤ Listen to one professional musician (live or recorded) playing your instrument and write two paragraphs describing what you noticed about the musician's tone quality and your overall reaction of the performance.

Final Term Projects (100pts)



Using the “My Progress in Band” worksheet as a guide, type three paragraphs on your progress in band as it relates to your goal stated at the beginning of term.



Perform for Mr. Arnold the C, F, and Bb scales with no mistakes.

Concert Band: Term 2


Name: _____ Class Period: _____

“Learning involves purposeful remembering and skillful performance.”

-Donald A. Norman

The Two B's:
Be Respectful of the rights of
others to teach and learn.

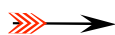
Be Respectful of all private
and school property.



Did you achieve your goal last term, why or why not?

What changes would you make in your goal for this term?

Directions:



This arrow indicates choice. Choose one arrow per objective to complete.



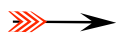
The bull's eye and dart indicate a required assignment.

DEADLINES: Students must complete at least 1 target each week and at least five targets by mid-term (25pts).

Perform:



1: Demonstrate correct embouchure flexibility and sound production on your instrument (20pts).



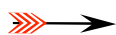
Perform for two classmates with a steady pulse:

Brass: F. F. S. P., W. S. 1, Opt. 1, 4.

Woodwinds: F. F. S. P., W. S. 1, Opt. 2.

1. _____ Date: _____
(Classmate's initials)

2. _____ Date: _____
(Classmate's initials)



Perform for your family with a steady pulse:

Brass: F. F. S. P., W. S. 1, Opt. 1, 4.

Woodwinds: F. F. S. P., W. S. 1, Opt. 2.

_____ Date: _____
(Adult initials)



2: Demonstrate a clear and characteristic tone on your instrument (20pts).

- Perform for two classmates long tone 1a-d with a tuner at $\text{♩} = 70$. Have two classmates evaluate your performance using the Performance Rubric. You must score 8 or higher in each category. Repeat the exercise until the desired score is achieved.

1. _____ Date: _____ 2. _____ Date: _____
(Classmate's initials) (Classmate's initials)

- Perform for Mr. Arnold long tone 1a-d with a tuner at $\text{♩} = 70$. Have Mr. Arnold evaluate your performance using the Performance Rubric. You must score 8 or higher in each category. Repeat the exercise until the desired score is achieved.

_____ Date: _____
(Mr. A's initials)



3: Demonstrate correct articulation and finger flexibility on your instrument (15pts).

- Perform for two classmates the Eb Concert Mini-Scale on page 28, bottom line, of F. F. S. P. at $\text{♩} = 60$ using the correct articulations.

1. _____ Date: _____ 2. _____ Date: _____
(Classmate's initials) (Classmate's initials)

- Perform for two classmates the Eb Concert Scale Pattern 1 on page 28 of F. F. S. P. at $\text{♩} = 60$ using articulations 1, and 4.

1. _____ Date: _____ 2. _____ Date: _____
(Classmate's initials) (Classmate's initials)



4: Demonstrate rhythmic accuracy (20pts).

- Write in the counting below each note of R.V.C. 10 and 11 and perform lines 5 and 6 on your air stream with a steady pulse for Mr. Arnold.

_____ Date: _____
(Mr. A's initials)



6: Demonstrate correct individual rehearsal habits (50pts).



Rehearse individually for ten minutes twice a day five days a week. Record your time on www.charmsmusic.com. Login: americanforkjhb Password: school ID.

➤ Invite one or more classmates to participate in one of your 10 min individual rehearsal sessions.

1. _____ Date: _____ 2. _____ Date: _____
(Classmate's initials) (Classmate's initials)

➤ Participate in three private lessons this term with an approved private instructor. Discuss the importance of correct individual rehearsal habits with your instructor.

_____ Date: _____
(Private Instructor initials)



7: Demonstrate playing in TIME, and in TONE during performance (100pts).



Perform in the **Band Bash** (Nov 1) and the **Winter Concert** (Dec 7).

➤ Accurately perform for your family the Band Bash and Winter music before each concert.

_____ Date: _____
(Adult initials)

➤ Make an audio recording of yourself playing your Band Bash and Winter music once a week for 2 weeks and fill out the Student Recording Rubric.



8: Demonstrate Chromatic scale development (15pts).

➤ Accurately perform for your family Pathway to Power 10 and 11.

_____ Date: _____
(Adult initials)

Concert Band: Term 3

Name: _____ Class Period: _____

“Learning involves purposeful remembering and skillful performance.”
-Donald A. Norman

The Two B's:
Be Respectful of the rights of
others to teach and learn.

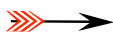
Be Respectful of all private
and school property.



Did you achieve your goal last term, why or why not?

What changes would you make in your goal for this term?

Directions:



This arrow indicates choice. Choose one arrow per objective to complete.



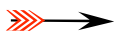
The bull's eye and dart indicate a required assignment.

DEADLINES: Students must complete at least 1 target each week and at least five targets by mid-term (25pts).

Perform:



1: Demonstrate correct embouchure flexibility and sound production on your instrument (20pts).



Perform for two classmates F. F. S. P., W. S. 2, Opt. 1 with a steady pulse.

1. _____ Date: _____ 2. _____ Date: _____
(Classmate's initials) (Classmate's initials)



Perform for Mr. Arnold F. F. S. P., W. S. 2, Opt. 1 with a steady pulse.

_____ Date: _____
(Mr. A's initials)



2: Demonstrate a clear and characteristic tone on your instrument (20pts).

→ Perform for two classmates long tones 2 at ♩=60 with a clear and characteristic tone.

1. _____ Date: _____ 2. _____ Date: _____
(Classmate's initials) (Classmate's initials)

→ Perform for Mr. Arnold long tone 2 at ♩=60 with a clear and characteristic tone.

_____ Date: _____
(Mr. A's initials)



3: Demonstrate correct articulation and finger flexibility on your instrument (15pts).

→ Perform for two classmates the Ab Concert Mini-Scale, bottom line, on page 26 of F. F. S. P. at ♩=60 using the correct articulations.

1. _____ Date: _____ 2. _____ Date: _____
(Classmate's initials) (Classmate's initials)

→ Perform for two classmates the Ab Concert Scale Pattern 1 on page 26 of F. F. S. P. at ♩=60 using articulations 1, and 4.

1. _____ Date: _____ 2. _____ Date: _____
(Classmate's initials) (Classmate's initials)



4: Demonstrate rhythmic accuracy (20pts).

→ Write in the counting below each note of R.V.C. 12 and 13 and perform lines 9 and 10 on your air stream with a steady pulse for Mr. Arnold.

_____ Date: _____
(Mr. A's initials)

→ Demonstrate and teach two adults to:
a.) write in the counting below each note on chart 12 and 13 of R.V.C.
b.) perform lines 9 and 10 of chart 13 on their air stream with a steady pulse.


1. _____ Date: _____ 2. _____ Date: _____
(Adult initials) (Adult initials)



5: Demonstrate note literacy on the Concert D, G, and Gb scales (30pts).



Using whole notes write the pitches of the above scales on the staff identifying them in three ways: half ∇ and whole \square steps, solfege, and note names.



Handwriting practice area consisting of multiple sets of five-line musical staves for writing notes and identifying them.

➤➤➤ Finger the notes of the above scales on your instrument while reciting the note names in less than 120 seconds for two adults.

1. _____ Date: _____ 2. _____ Date: _____
(Adult initials) (Adult initials)

Time: ___ sec.

Time: ___ sec.

➤➤➤ Perform for two adults the above scales with a steady pulse in less than 120 seconds.

1. _____ Date: _____ 2. _____ Date: _____
(Adult initials) (Adult initials)

Time: ___ sec.

Time: ___ sec.



6: Demonstrate correct individual rehearsal habits (50pts).

➤➤➤ Rehearse individually for fifteen minutes twice a day five days a week. Record your time on www.charmsmusic.com. Login: americanforkjhb Password: school ID.

➤➤➤ Participate in three private lessons with an approved private instructor. Discuss the importance of correct individual rehearsal habits with your instructor.

_____ Date: _____
(Private Instructor initials)

Final Term Project: (100pts)



Using the “My Progress in Band” worksheet as a guide, type three paragraphs on your progress in band as it relates to your goal stated at the beginning of term.



Perform for Mr. Arnold the 9 Major scales from terms 1-3 with no mistakes.

_____ Date: _____
(Mr. A's initials)

Concert Band: Term 4

Name: _____ Class Period: _____

“Learning involves purposeful remembering and skillful performance.”
-Donald A. Norman

The Two B's:
Be Respectful of the rights of
others to teach and learn.

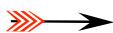
Be Respectful of all private
and school property.



Did you achieve your goal last term, why or why not?

What changes would you make in your goal for this term?

Directions:



This arrow indicates choice. Choose one arrow per objective to complete.




The bull's eye and dart indicate a required assignment.

DEADLINES: Students must complete at least 1 target each week and at least five targets by mid-term (25pts).

Perform:



1: Demonstrate correct embouchure flexibility and sound production on your instrument (20pts).




Perform for two classmates with a steady pulse:

Brass: F. F. S. P., W. S. 2, Opt. 4.

Woodwinds: F. F. S. P., W. S. 2, Opt. 2.

1. _____ Date: _____
(Classmate's initials)

2. _____ Date: _____
(Classmate's initials)



Perform for Mr. Arnold with a steady pulse:

Brass: F. F. S. P., W. S. 2, Opt. 4.

Woodwinds: F. F. S. P., W. S. 2, Opt. 2.

_____ Date: _____
(Mr. A's initials)



2: Demonstrate a clear and characteristic tone on your instrument (20pts).

»»» → Perform with two classmates long tones 3b at ♩=60 with a clear and characteristic tone.

1. _____ Date: _____ 2. _____ Date: _____
(Classmate's initials) (Classmate's initials)

»»» → Perform for Mr. Arnold long tone 3b at ♩=60 with a clear and characteristic tone.

_____ Date: _____
(Mr. A's initials)



3: Demonstrate correct articulation and finger flexibility on your instrument (15pts).

»»» → Perform for two classmates the Db Concert Mini-Scale, bottom line, on page 26 of F. F. S. P. at ♩=60 using the correct articulation.

1. _____ Date: _____ 2. _____ Date: _____
(Classmate's initials) (Classmate's initials)

»»» → Perform for two classmates the Db Concert Scale Pattern 1 on page 26 of F. F. S. P. at ♩=60 using articulations 1, and 4.

1. _____ Date: _____ 2. _____ Date: _____
(Classmate's initials) (Classmate's initials)



4: Demonstrate rhythmic accuracy (20pts).

»»» → Write in the counting below each note of R.V.C. 15 and 16 and perform lines 8 and 9 on your air stream with a steady pulse for Mr. Arnold.

_____ Date: _____
(Mr. A's initials)

»»» → Demonstrate and teach two adults to:
a.) write in the counting below each note on chart 15 and 16 of R.V.C.
b.) perform lines 8 and 9 of chart 15 on their air stream with a steady pulse.


1. _____ Date: _____ 2. _____ Date: _____
(Adult initials) (Adult initials)



5: Demonstrate note literacy on the Concert B, E, and A, Scales (30pts).



Using whole notes write the pitches of the above scales on the staff identifying them in three ways: half ∇ and whole \square steps, solfege, and note names.



Handwriting practice area consisting of two sets of five-line musical staves. The first set is for the Concert B scale and the second set is for the Concert E and A scales.

➤➤➤➤➤ Finger the notes of the above scales on your instrument while reciting the note names in less than 120 seconds for two adults.

1. _____ Date: _____ 2. _____ Date: _____
(Adult initials) (Adult initials)

Time: ___ sec.

Time: ___ sec.

➤➤➤➤➤ Perform for two adults the above scales with a steady pulse in less than 120 seconds.

1. _____ Date: _____ 2. _____ Date: _____
(Adult initials) (Adult initials)

Time: ___ sec.

Time: ___ sec.



6: Demonstrate correct individual rehearsal habits (50pts).

➤➤➤➤➤ Rehearse individually for fifteen minutes twice a day five days a week. Record your time on www.charmsmusic.com. Login: americanforkjhb Password: school ID.

➤➤➤➤➤ Participate in three private lessons with an approved private instructor. Discuss the importance of correct individual rehearsal habits with your instructor.

_____ Date: _____
(Private Instructor initials)

Final Term Project: (100pts)



Using the “My Progress in Band” worksheet as a guide, type three paragraphs on your progress in band as it relates to your goal stated at the beginning of term.



Perform for Mr. Arnold the 12 Major scales with no mistakes.

_____ Date: _____
(Mr. A's initials)

Symphonic Band: Term 1

Name: _____ Class Period: _____

“Learning involves purposeful remembering and skillful performance.”
-Donald A. Norman

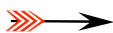
The Two B's:
Be Respectful of the rights of
others to teach and learn.

Be Respectful of all private
and school property.



What do you want to be able to do on your instrument this year?

Directions:



This arrow indicates choice. Choose one arrow per objective to complete.



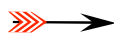
The bull's eye and dart indicate a required assignment.

DEADLINES: Students must complete at least 1 target each week and at least five targets by mid-term (25pts).

Perform:



1: Demonstrate correct embouchure flexibility and sound production on your instrument (20pts).



Perform for two classmates with a steady pulse:

Brass: F. F. S. P., W. S. 1, Opt. 1, 4.

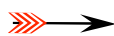
1. _____ Date: _____
(Classmate's initials)

2. _____ Date: _____
(Classmate's initials)

Woodwinds: F. F. S. P., W. S. 1, Opt. 2, 4.

1. _____ Date: _____
(Classmate's initials)

2. _____ Date: _____
(Classmate's initials)



Perform for your family with a steady pulse:

Brass: F. F. S. P., W. S. 1, Opt. 1, 4.

_____ Date: _____
(Adult initials)

Woodwinds: F. F. S. P., W. S. 1, Opt. 2, 4.

_____ Date: _____
(Adult initials)



2: Demonstrate a clear and characteristic tone on your instrument (20pts).

➤➤➤ Perform for two classmates long tone 1a-d with a tuner at $\text{♩} = 70$. Have two classmates evaluate your performance using the Performance Rubric. You must score 8 or higher in each category. Repeat the exercise until the desired score is achieved.

1. _____ Date: _____
(Classmate's initials)

2. _____ Date: _____
(Classmate's initials)

➤➤➤ Perform for Mr. Arnold long tone 1a-d with a tuner at $\text{♩} = 70$. Have Mr. Arnold evaluate your performance using the Performance Rubric. You must score 8 or higher in each category. Repeat the exercise until the desired score is achieved.

_____ Date: _____
(Mr. A's initials)



3: Demonstrate correct articulation and finger flexibility on your instrument (15pts).

➤➤➤ Perform for two classmates the Bb Concert Scale Pattern 1, articulations 1, and 4 on page 10 of F. F. S. P. at $\text{♩} = 70$.

1. _____ Date: _____
(Classmate's initials)

2. _____ Date: _____
(Classmate's initials)

➤➤➤ Perform for two classmates the Bb Concert Scale Pattern 2, articulations 1, and 4 on page 11 of F. F. S. P. at $\text{♩} = 70$.

1. _____ Date: _____
(Classmate's initials)

2. _____ Date: _____
(Classmate's initials)



4: Demonstrate rhythmic accuracy (20pts).

➤➤➤ Write in the counting below each note of R.V.C. 9 and perform lines 9 and 10 on your air stream with a steady pulse for Mr. Arnold.

_____ Date: _____
(Mr. A's initials)



6: Demonstrate correct individual rehearsal habits (50pts).



Rehearse individually 30 minutes a day for five days each week using correct individual rehearsal habits and record weekly individual rehearsal on www.charmsmusic.com. Login: americanforkjhb Password: school ID.

- Demonstrate one 30-minute individual rehearsal session for your family. Be sure to explain the reasons for the correct order of your individual rehearsal and how to solve problems instead of just playing through the music from the beginning to the end.

_____ Date: _____
(Adult initials)

- Participate in three private lessons this term with an approved private instructor. Discuss the importance of correct individual rehearsal habits with your instructor.

_____ Date: _____
(Private Instructor initials)



7: Demonstrate playing in TIME, and in TONE during performance (50pts).

- Accurately perform for your family the Band Bash music before Nov 1.

_____ Date: _____
(Adult initials)

- Make an audio recording of yourself playing the Band Bash music once a week for three weeks and fill out the Student Recording Rubric.



8: Demonstrate Chromatic scale development (15pts).

- Accurately perform for your two classmates Pathway to Power 8, 10, and 12.

1. _____ Date: _____ 2. _____ Date: _____
(Classmate's initials) (Classmate's initials)

- Accurately perform for your family Pathway to Power 8, 10, and 12.

_____ Date: _____
(Adult initials)



9: Demonstrate basic ear training; recognizing the intervals of m3, and M3 (15pts).

➤➤➤ Show an adult the two intervals on the piano and have them test you. Score 100%.

_____ Date: _____
(Adult initials)

➤➤➤ Go to www.musictheory.net and play the interval ear training game for 15 min. and achieve a score of 100% on m3 and M3 intervals Print your score and include it in your portfolio.

Create:



1: Demonstrate correct music notation with music symbols and rhythms discussed this term (15pts).

➤➤➤ Using manuscript paper compose a 32 measure original melody using correct music notation and perform it for your parents .

_____ Date: _____
(Adult initials)

➤➤➤ Using your instrument as an aid transcribe from memory the melody of two phrases of your favorite song using correct notation and perform it for your parents.

_____ Date: _____
(Adult initials)

Listen/Discover Meaning:



1: Demonstrate critical listening skills (15pts).

➤➤➤ Make an audio recording of yourself once a week for two weeks and fill out the Student Recording Rubric.

➤➤➤ Listen to one professional musician (live or recorded) playing your instrument and write two paragraphs describing what you noticed about the musicians tone quality and your overall reaction to the performance.

Final Term Project: (100pts)



Using the “My Progress in Band” worksheet as a guide, type three paragraphs on your progress in band as it relates to your goal stated at the beginning of term.



Perform for Mr. Arnold or Mr. Huestis the 3 Major scales from memory with no mistakes.

_____ Date: _____
(Adult initials)

Symphonic Band: Term 2

Name: _____ Class Period: _____

“Learning involves purposeful remembering and skillful performance.”
-Donald A. Norman

The Two B's:
Be Respectful of the rights of
others to teach and learn.

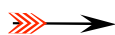
Be Respectful of all private
and school property.



Did you achieve your goal last term, why or why not?

What changes would you make in your goal for this term?

Directions:



This arrow indicates choice. Choose one arrow per objective to complete.



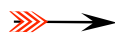
The bull's eye and dart indicate a required assignment.

DEADLINES: Students must complete at least 1 target each week and at least five targets by mid-term (25pts).

Perform:



1: Demonstrate correct embouchure flexibility and sound production on your instrument (20pts).



Perform for two classmates with a steady pulse:

Brass: F. F. S. P., W. S. 2, Opt. 1, 4.

Woodwinds: F. F. S. P., W. S. 2, Opt. 2, 4.

1. _____ Date: _____ 2. _____ Date: _____
(Classmate's initials) (Classmate's initials)



Perform for your family with a steady pulse:

Brass: F. F. S. P., W. S. 2, Opt. 1,4

Woodwinds: F. F. S. P., W. S. 2, Opt. 2,4

_____ Date: _____
(Adult initials)



2: Demonstrate a clear and characteristic tone on your instrument (20pts).

➤➤➤ Perform for two classmates long tones 2 at $\text{♩} = 60$ with a clear and characteristic tone.

1. _____ Date: _____ 2. _____ Date: _____
(Classmate's initials) (Classmate's initials)

➤➤➤ Perform for Mr. Arnold or Mr. Huestis long tone 2 at $\text{♩} = 60$ with a clear and characteristic tone.

_____ Date: _____
(Adult initials)



3: Demonstrate correct articulation and finger flexibility on your instrument (15pts).

➤➤➤ Perform for two classmates the Eb Concert Scale Pattern 1 on page 28 of F. F. S. P. at $\text{♩} = 60$ using articulations 1, and 4.

1. _____ Date: _____ 2. _____ Date: _____
(Classmate's initials) (Classmate's initials)

➤➤➤ Perform for two classmates the Eb Concert Scale Pattern 2 on page 29 of F. F. S. P. at $\text{♩} = 60$ using articulations 1, and 4.

1. _____ Date: _____ 2. _____ Date: _____
(Classmate's initials) (Classmate's initials)



4: Demonstrate rhythmic accuracy (20pts).

➤➤➤ Write in the counting below each note of R.V.C. 10 and 11 and perform lines 5 and 16 on your air stream with a steady pulse for Mr. Arnold.

_____ Date: _____
(Mr. A's initials)

➤➤➤ Demonstrate and teach two adults to:
a.) write in the counting below each note of charts 10 and 11 of R.V.C.
b.) play lines 3 and 5 of chart 11 on their air stream with a steady pulse.

1. _____ Date: _____ 2. _____ Date: _____
(Adult initials) (Adult initials)



7: Demonstrate playing in TIME, and in TONE during performance (50pts).

➤➤➤ → Accurately perform for your family the Winter Concert music before the concert.

_____ Date: _____
(Adult initials)

➤➤➤ → Make an audio recording of yourself playing the Winter Concert music once a week for 2 weeks and fill out the Student Recording Rubric.



8: Demonstrate Chromatic scale development (15pts).

➤➤➤ → Accurately perform for your two classmates Pathway to Power 15, 18, and 20.

1. _____ Date: _____ 2. _____ Date: _____
(Classmate's initials) (Classmate's initials)

➤➤➤ → Accurately perform for your family Pathway to Power 17, 18, and 20.

_____ Date: _____
(Adult initials)



9: Demonstrate basic ear training; recognizing the intervals of P4, and P5 (15pts).

➤➤➤ → Show a classmate the two intervals on the piano and have them test. Score 100%.

_____ Date _____
(Classmate initials)

➤➤➤ → Go to www.musictheory.net and play the interval ear training game for 15 min. and achieve a score of 100% on P4 and P5 intervals Print your score and include it in your portfolio.

Listen / Discover Meaning:



1: Identify and trace influential music educators in history (30pts).

→ Using the list below as a guide, write a two-page essay *in your own words* on a professional musician who plays your instrument.

→ Using the list below as a guide create a poster that highlights the life of a professional musician who plays your instrument. The Poster should **at least** include a picture, birth and death information as well as 5 other life events important to their professional career. All information should be **typed and neatly organize**.

Flute:

Julius Baker
Jeanne Baxtresser
Emily Beynon

Oboe:

Ralph Gomberg
Martin Herbert
Keisuke Wakao

Clarinet:

Benney Goodman
Daniel Bonade

Bassoon:

David Carroll
Kim Walker

Saxophone:

Marcel Mule
Theodore Kerkezos

French Horn:

Radovan Vlatkovic
Daniel Gingrich
James Smelser

Trumpet:

Christopher Martin
Mark Ridenour

Trombone:

Jay Friedman
Michael Mulcahy

Tuba:

Gene Pokorny
Alan Baer

Euphonium:

Herbert Scott
Best Sullivan

Final Term Project: (100pts)



Using the “My Progress in Band” worksheet as a guide, type three paragraphs on your progress in band as it relates to your goal stated at the beginning of term.



Perform for Mr. Arnold or Mr. Huestis the 6 Major scales from memory with no mistakes.

_____ Date: _____
(Adult initials)

Symphonic Band: Term 3

Name: _____ Class Period: _____

“Learning involves purposeful remembering and skillful performance.”
-Donald A. Norman

The Two B's:
Be Respectful of the rights of
others to teach and learn.

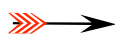
Be Respectful of all private
and school property.



Did you achieve your goal last term, why or why not?

What changes would you make in your goal for this term?

Directions:



This arrow indicates choice. Choose one arrow per objective to complete.



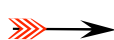
The bull's eye and dart indicate a required assignment.

DEADLINES: Students must complete at least 1 target each week and at least five targets by mid-term (25pts).

Perform:



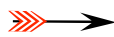
1: Demonstrate correct embouchure flexibility and sound production on your instrument (20pts).



Perform for two classmates F. F. S. P., W. S. 1, Opt. 5, W. S. 2, Opt. 5 with a steady pulse.

1. _____ Date: _____
(Classmate's initials)

2. _____ Date: _____
(Classmate's initials)



Perform for Mr. Arnold or Mr. Huestis F. F. S. P., W. S. 1, Opt. 5, W. S. 2, Opt. 5 with a steady pulse.

_____ Date: _____
(Adult initials)



2: Demonstrate a clear and characteristic tone on your instrument (20pts).

➤➤➤ Perform with two classmates. long tones 3b at $\text{♩}=\text{60}$ with a clear and characteristic tone.

1. _____ Date: _____ 2. _____ Date: _____
(Classmate's initials) (Classmate's initials)

➤➤➤ Perform for Mr. Arnold or Mr. Huestis long tone 3b at $\text{♩}=\text{60}$ with a clear and characteristic tone.

_____ Date: _____
(Adult initials)



3: Demonstrate correct articulation and finger flexibility on your instrument (15pts).

➤➤➤ Perform for two classmates the Ab Concert Scale Pattern #1, articulations 1, and 4 on page 26 of F. F. S. P. at $\text{♩}=\text{70}$.

1. _____ Date: _____ 2. _____ Date: _____
(Classmate's initials) (Classmate's initials)

➤➤➤ Perform for two classmates the Ab Concert Scale Pattern #2, articulations 1, and 4 on page 27 of F. F. S. P. at $\text{♩}=\text{70}$.

1. _____ Date: _____ 2. _____ Date: _____
(Classmate's initials) (Classmate's initials)



4: Demonstrate rhythmic accuracy (20pts).

➤➤➤ Write in the counting below each note of R.V.C. 12 and 13 and perform lines 9 and 10 on your air stream with a steady pulse for Mr. Arnold.

_____ Date: _____
(Mr. A's initials)

➤➤➤ Demonstrate and teach two adults to:
a.) write in the counting below each note of charts 12 and 13 of R.V.C.
b.) play lines 9 and 10 of chart 13 on their air stream with a steady pulse.


1. _____ Date: _____ 2. _____ Date: _____
(Adult initials) (Adult initials)



5: Demonstrate note literacy on the Concert D, Db, and Gb scales (30pts).



Using whole notes write the pitches of the above scales on the staff identifying them in three ways: half and whole steps, solfege, and note names.



Handwriting practice area consisting of two sets of five-line musical staves. The first set is for the Concert D scale, and the second set is for the Concert Db and Gb scales.

➤➤➤➤➤➤ Finger the notes of the above scales on your instrument while reciting the note names from memory in less than 120 seconds for two adults.

1. _____ Date: _____ 2. _____ Date: _____
(Adult initials) (Adult initials)

Time: ___ sec.

Time: ___ sec.

➤➤➤➤➤➤ Perform for two adults the above scales from memory with a steady pulse in less than 120 seconds.

1. _____ Date: _____ 2. _____ Date: _____
(Adult initials) (Adult initials)

Time: ___ sec.

Time: ___ sec.



6: Demonstrate correct individual rehearsal habits (50pts).

➤➤➤➤➤➤ Rehearse individually for thirty minutes a day five days a week. Record your time on www.charmsmusic.com. Login: americanforkjhb Password: school ID.

➤➤➤➤➤➤ Participate in three private lessons with an approved private instructor. Discuss the importance of correct individual rehearsal habits with your instructor.

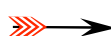
_____ Date: _____
(Private Instructor initials)



7: Demonstrate playing in TIME, and in TONE during performance (100pts).




Perform in the **Solo /Ensemble Concert (February 13).**



Accurately perform for your family your solo with the piano accompaniment by Feb. 9.

_____ Date: _____
(Adult initials)

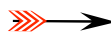


Accurately perform for Mr. Arnold or Mr. Huestis your ensemble by Feb. 9.

_____ Date: _____
(Adult initials)



8: Demonstrate Chromatic scale development (15pts.).



Accurately perform for your family Pathway to Power 21a, and 23.

_____ Date: _____
(Adult initials)



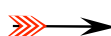
Accurately perform for your family Pathway to Power 21b, and 24.

_____ Date: _____
(Adult initials)

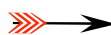
Listen / Discover Meaning:



1: Demonstrate critical listening skills (15pts).



Attend the band solo/ensemble concert and evaluate three solos or ensembles with the Festival Evaluation Rubric.



Listen to one professional musician (live or recorded) playing your instrument and write two paragraphs describing what you noticed about the musicians tone quality and your overall reaction of the performance.

Final Term Project: (100pts)



Using the “My Progress in Band” worksheet as a guide, type three paragraphs on your progress in band as it relates to your goal stated at the beginning of term.



Perform for Mr. Arnold or Mr. Huestis the 9 Major scales from memory with no mistakes.

_____ Date: _____
(Adult initials)

Symphonic Band: Term 4

Name: _____ Class Period: _____

“Learning involves purposeful remembering and skillful performance.”
-Donald A. Norman

The Two B's:
Be Respectful of the rights of
others to teach and learn.

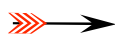
Be Respectful of all private
and school property.



Did you achieve your goal last term, why or why not?

What changes would you make in your goal for this term?

Directions:



This arrow indicates choice. Choose one arrow per objective to complete.



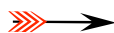
The bull's eye and dart indicate a required assignment.

DEADLINES: Students must complete at least 1 target each week and at least five targets by mid-term (25pts).

Perform:



1: Demonstrate correct embouchure flexibility and sound production on your instrument (20pts).



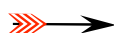
Perform for two classmates with a steady pulse:

Brass: F. F. S. P., W. S. 3, Opt. 1, 4.

Woodwinds: F. F. S. P., W. S. 3, Opt. 2, 4.

1. _____ Date: _____
(Classmate's initials)

2. _____ Date: _____
(Classmate's initials)



Perform for Mr. Arnold or Mr. Huestis with a steady pulse:

Brass: F. F. S. P., W. S. 3, Opt. 1,4.

Woodwinds: F. F. S. P., W. S. 3 Opt. 2, 4.

_____ Date: _____
(Adult initials)



2: Demonstrate correct articulation and finger flexibility on your instrument (15pts).

➤➤➤ Perform for two classmates the Db Concert Scale Pattern #1, articulations 1, and 4 on page 24 of F. F. S. P. at ♩=70 .

1. _____ Date: _____ 2. _____ Date: _____
 (Classmate's initials) (Classmate's initials)

➤➤➤ Perform for two classmates the Db Concert Scale Pattern #2, articulations 1, and 4 on page 25 of F. F. S. P. at ♩=70 .

1. _____ Date: _____ 2. _____ Date: _____
 (Classmate's initials) (Classmate's initials)



3: Demonstrate rhythmic accuracy (20pts).

➤➤➤ Write in the counting below each note of R.V.C. 15 and 16 and perform lines 5 and 6 on your air stream with a steady pulse for Mr. Arnold.

_____ Date: _____
 (Mr. A's initials)

➤➤➤ Demonstrate and teach two adults to:
 a.) write in the counts below each note of charts 15 and 16 of R.V.C.
 b.) play lines 5 and 6 of chart 15 on their air stream with a steady pulse.

1. _____ Date: _____ 2. _____ Date: _____
 (Adult initials) (Adult initials)



4: Demonstrate note literacy on the Concert B, E, and A scales (30pts).



Using whole notes write the pitches of the above scales on the staff identifying them in three ways: half and whole steps, solfege, and note names.



(Perform Target 4 continued)

➤➤➤ Finger the notes of the above scales on your instrument while reciting the note names from memory in less than 120 seconds for two adults.

1. _____ Date: _____ 2. _____ Date: _____
(Adult initials) (Adult initials)

Time: ____ sec. Time: ____ sec.

➤➤➤ Perform for two adults the above scales from memory with a steady pulse in less than 120 seconds.

1. _____ Date: _____ 2. _____ Date: _____
(Adult initials) (Adult initials)

Time: ____ sec. Time: ____ sec.



5: Demonstrate correct individual rehearsal habits (50pts).

➤➤➤ Rehearse individually for thirty minutes a day five days a week. Record your time on www.charmsmusic.com. Login: americanforkjhb Password: school ID.

➤➤➤ Participate in three private lessons with an approved private instructor. Discuss the importance of correct individual rehearsal habits with your instructor.

_____ Date: _____
(Private Instructor initials)



6: Demonstrate Festival Readiness (100pts).

➤➤➤ Accurately perform for Mr. Arnold or Mr. Huestis the festival music with three classmates by the 1st week of April.

_____ Date: _____
(Adult initials)

➤➤➤ Record your festival music accurately by the 1st week of April and turn it in to Mr. Arnold.

Final Term Project: (100pts)



Using the “My Progress in Band” worksheet as a guide, type three paragraphs on your progress in band as it relates to your goal stated at the beginning of term.



Perform for Mr. Arnold or Mr. Huestis the 12 Major scales from memory with no mistakes.

_____ Date: _____
(Adult initials)

Wind Ensemble: Term 1

Name: _____ Class Period: _____

“Learning involves purposeful remembering and skillful performance.”
-Donald A. Norman

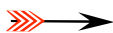
The Two B's:
Be Respectful of the rights of
others to teach and learn.

Be Respectful of all private
and school property.



What do you want to be able to do on your instrument this year?

Directions:



This arrow indicates choice. Choose one arrow per objective to complete.



The bull's eye and dart indicate a required assignment.

DEADLINES: Students must complete at least 1 target each week and at least five targets by mid-term (25pts).

Perform:



1: Demonstrate correct embouchure flexibility and sound production on your instrument (20pts).



Perform for two classmates with a steady pulse:

Brass: F. F. S. P., W. S. 2, Opt. 1, 4.

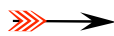
1. _____ Date: _____
(Classmate's initials)

2. _____ Date: _____
(Classmate's initials)

Woodwinds: F. F. S. P., W. S. 2, Opt. 1, 2.

1. _____ Date: _____
(Classmate's initials)

2. _____ Date: _____
(Classmate's initials)



Perform for Mr. Arnold with a steady pulse:

Brass: F. F. S. P., W. S. 2, Opt. 1, 4.

_____ Date: _____
(Mr. A's initials)

Woodwinds: F. F. S. P., W. S. 2, Opt. 1, 2.

_____ Date: _____
(Mr. A's initials)



5: Demonstrate note literacy on the Concert F, Bb, Eb, Ab, Db, and Gb scales (30pts).



Using whole notes write the pitches of the above scales on the staff identifying them in three ways: half and whole steps, solfege, and note names.



Handwriting practice area consisting of 12 sets of five-line musical staves, each set containing a blank space for writing notes.

➤ Finger the notes of the above scales on your instrument while reciting the note names from memory in less than 120 seconds for two adults.

1. _____ Date: _____
(Adult initials)

2. _____ Date: _____
(Adult initials)

Time: ____ sec.

Time: ____ sec.

➤ Perform for two adults the above scales from memory with a steady pulse in less than 120 seconds.

1. _____ Date: _____
(Adult initials)

2. _____ Date: _____
(Adult initials)

Time: ____ sec.

Time: ____ sec.



6: Demonstrate correct individual rehearsal habits (50pts).

→ Rehearse individually for thirty minutes a day five days a week. Record your time on www.charmsmusic.com. Login: americanforkjhb Password: school ID.

→ Participate in three private lessons with an approved private instructor. Discuss the importance of correct individual rehearsal habits with your instructor.

_____ Date: _____
(Private Instructor initials)



7: Demonstrate Chromatic scale development (15pts.).

→ Accurately perform for your family Pathway to Power 21a, and 23.

_____ Date: _____
(Adult initials)

→ Accurately perform for your family Pathway to Power 21b, and 24.

_____ Date: _____
(Adult initials)

Listen / Discover Meaning:



1: Demonstrate critical listening skills (15pts).

→ Using the list below as a guide, listen to a recording of a professional musician playing your instrument and write three paragraphs about the performance.

Wind Ensemble: Term 2

Name: _____ Class Period: _____

“Learning involves purposeful remembering and skillful performance.”
-Donald A. Norman

The Two B's:
Be Respectful of the rights of
others to teach and learn.

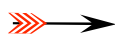
Be Respectful of all private
and school property.



Did you achieve your goal last term, why or why not?

What changes would you make in your goal for this term?

Directions:



This arrow indicates choice. Choose one arrow per objective to complete.



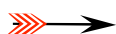
The bull's eye and dart indicate a required assignment.

DEADLINES: Students must complete at least 1 target each week and at least five targets by mid-term (25pts).

Perform:



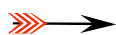
1: Demonstrate correct embouchure flexibility and sound production on your instrument (20pts).



Perform for two classmates on with a steady pulse:

F. F. S. P., W. S. 1, Opt. 5, W.S. 2, Opt. 5.

1. _____ Date: _____ 2. _____ Date: _____
(Classmate's initials) (Classmate's initials)



Perform for Mr. Arnold with a steady pulse:

F. F. S. P., W. S. 1, Opt. 5, W.S. 2, Opt. 5.

_____ Date: _____
(Mr. A's initials)



2: Demonstrate finger flexibility on your instrument (15pts).

➤➤➤ Perform for two classmates the Eb Concert scale in thirds on page 28 of F. F. S. P. with *no mistakes* at $\text{♩}=100$ and $\text{♩}=120$.

1. _____ Date: _____ 2. _____ Date: _____
(Classmate's initials) (Classmate's initials)

➤➤➤ Perform for two classmates the Eb Concert Interval study on page 29 of F. F. S. P. with *no mistakes* at $\text{♩}=100$ and $\text{♩}=120$.

1. _____ Date: _____ 2. _____ Date: _____
(Classmate's initials) (Classmate's initials)



3: Demonstrate rhythmic accuracy (20pts).

➤➤➤ Write in the counting below each note of R.V.C. 16 and perform lines 4 and 5 on your air stream with a steady pulse for Mr. Arnold.

_____ Date: _____
(Mr. A's initials)

➤➤➤ Write in the counting below each note of R.V.C. 16 and perform lines 5 and 6 on your air stream with a steady pulse for Mr. Arnold.

_____ Date: _____
(Mr. A's initials)



4: Demonstrate note literacy on the Concert Bb, F minor scales (30pts).



Using whole notes write the pitches of the above scales on the staff identifying them in three ways: half and whole steps, solfege, and note names.



(Perform: Objective 4 continued)

➤➤➤ Finger the notes of the above scales on your instrument while reciting the note names from memory in less than 120 seconds for two adults.

1. _____ Date: _____ 2. _____ Date: _____
(Adult initials) (Adult initials)

Time: ____ sec. Time: ____ sec.

➤➤➤ Perform for two adults the above scales from memory with a steady pulse in less than 120 seconds.

1. _____ Date: _____ 2. _____ Date: _____
(Adult initials) (Adult initials)

Time: ____ sec. Time: ____ sec.



5: Demonstrate correct individual rehearsal habits (50pts).

➤➤➤ Rehearse individually for thirty minutes a day five days a week. Record your time on www.charmsmusic.com. Login: americanforkjhb Password: school ID.

➤➤➤ Participate in three private lessons with an approved private instructor. Discuss the importance of correct individual rehearsal habits with your instructor.

_____ Date: _____
(Private Instructor initials)



6: Demonstrate Chromatic scale development (15pts.).

➤➤➤ Accurately perform for your family Pathway to Power 25, and 26.

_____ Date: _____
(Adult initials)

➤➤➤ Accurately perform for your family Pathway to Power 26, and 27.

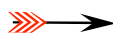
_____ Date: _____
(Adult initials)



7: Demonstrate playing in TIME, and in TONE during performance (100pts).

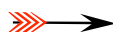


Perform in the **Winter Concert**.



Accurately perform for your family the Winter Concert music.

_____ Date: _____
(Adult initials)

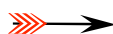


Make an audio recording of yourself playing the Winter Concert music and turn it in to Mr. Arnold.

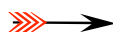
Listen / Discover Meaning:



1: Demonstrate critical listening skills (15pts).



Attend a band or orchestra concert of your choosing and type three paragraphs on the performance. ***The band or orchestra must be of a skill level two years beyond you.*** Use the Concert Report form as a guide.



Make an audio recording of yourself once a week for three weeks and fill out the Student Recording Rubric.

Final Term Project: (100pts)



Perform for Mr. Arnold the 2 Minor scales from memory with no mistakes.

_____ Date: _____
(Mr. A's initials)

Wind Ensemble: Term 3

Name: _____ Class Period: _____

“Learning involves purposeful remembering and skillful performance.”
-Donald A. Norman

The Two B's:
Be Respectful of the rights of
others to teach and learn.

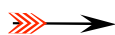
Be Respectful of all private
and school property.



Did you achieve your goal last term, why or why not?

What changes would you make in your goal for this term?

Directions:



This arrow indicates choice. Choose one arrow per objective to complete.



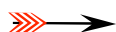
The bull's eye and dart indicate a required assignment.

DEADLINES: Students must complete at least 1 target each week and at least five targets by mid-term (25pts).

Perform:



1: Demonstrate correct embouchure flexibility and sound production on your instrument (20pts).



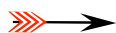
Perform for two classmates with a steady pulse:

Brass: F. F. S. P., W. S. 3, Opt. 1, 4.

1. _____ Date: _____ 2. _____ Date: _____
(Classmate's initials) (Classmate's initials)

Woodwinds: F. F. S. P., W. S. 3, Opt. 1, 2.

1. _____ Date: _____ 2. _____ Date: _____
(Classmate's initials) (Classmate's initials)



Perform for Mr. Arnold with a steady pulse:

Brass: F. F. S. P., W. S. 3, Opt. 1, 4.

_____ Date: _____
(Mr. A's initials)

(Perform Target 1 continued)

Woodwinds: F. F. S. P., W. S. 3, Opt. 1, 2.


_____ Date: _____
 (Mr. A's initials)



2: Demonstrate note literacy on the Concert Bb, Eb, and Ab, scales in two octaves (30pts).



Using whole notes write the pitches of the above scales on the staff identifying them in three ways: half ∇ and whole \square steps, solfege, and note names.



➤➤➤➤➤➤ Finger the notes of the above scales on your instrument while reciting the note names from memory in less than 120 seconds for two adults.

1. _____ Date: _____ (Adult initials)	2. _____ Date: _____ (Adult initials)
Time: ____ sec.	Time: ____ sec.

➤➤➤➤➤➤ Perform for two adults the above scales from memory with a steady pulse in less than 120 seconds.

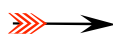
1. _____ Date: _____ (Adult initials)	2. _____ Date: _____ (Adult initials)
Time: ____ sec.	Time: ____ sec.



3: Demonstrate correct individual rehearsal habits (50pts).



Attend one sectional a week for 10 weeks. Be sure to sign the Sectional Attendance Form.



Rehearse individually for thirty minutes a day five days a week. Record your time on www.charmsmusic.com. Login: americanforkjhb Password: school ID.



Participate in three private lessons with an approved private instructor. Discuss the importance of correct individual rehearsal habits with your instructor.

_____ Date: _____
(Private Instructor initials)



4: Demonstrate playing in TIME, and in TONE during performance (100pts).



Perform in the **Solo /Ensemble Concert, Grand Concert, and Festivals.**



Accurately perform for your family your solo with the piano accompaniment by Feb. 9.

_____ Date: _____
(Adult initials)

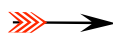


Accurately perform for Mr. Arnold your ensemble by Feb. 9.

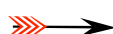
_____ Date: _____
(Mr. A's initials)



5: Demonstrate Festival Readiness (100pts).



Accurately record the festival music by March 9 and turn it in to Mr. Arnold.



Accurately perform for Mr. Arnold the festival music by March 9.

_____ Date: _____
(Mr. A's initials)



2: Demonstrate rhythmic accuracy (20pts).

➤➤➤ Write in the counting below each note of R.V.C. 31 and perform lines 5 and 6 on your air stream with a steady pulse for Mr. Arnold.

_____ Date: _____
(Mr. A's initials)

➤➤➤ Write in the counting below each note of R.V.C. 16 and perform lines 6 and 7 on your air stream with a steady pulse for Mr. Arnold.


_____ Date: _____
(Mr. A's initials)



3: Demonstrate note literacy on the Concert F, Bb, Eb, Ab, Db, and Gb Scales in two octaves (30pts).



Using whole notes write the pitches of the above scales on the staff identifying them in three ways: half and whole steps, solfege, and note names.



Blank musical staff lines for writing scales.

(Perform Target 3 continued)

➤➤➤ Finger the notes of the above scales on your instrument while reciting the note names from memory in less than 120 seconds for two adults.

1. _____ Date: _____ 2. _____ Date: _____
(Adult initials) (Adult initials)

Time: ____ sec.

Time: ____ sec.

➤➤➤ Perform for two adults the above scales from memory with a steady pulse in less than 120 seconds.

1. _____ Date: _____ 2. _____ Date: _____
(Adult initials) (Adult initials)

Time: ____ sec.

Time: ____ sec.



4: Demonstrate correct individual rehearsal habits (50pts).



Attend one sectional a week for 10 weeks. Be sure to sign the Sectional Attendance Form.

➤➤➤ Rehearse individually for thirty minutes a day five days a week. Record your time on www.charmsmusic.com. Login: americanforkjhb Password: school ID.

➤➤➤ Participate in three private lessons with an approved private instructor. Discuss the importance of correct individual rehearsal habits with your instructor.

_____ Date: _____
(Private Instructor initials)



5: Demonstrate playing in TIME, and in TONE during performance (100pts).



Perform in the **Spring Concert**.

➤➤➤ Accurately record the Spring Concert music by May 9 and turn it in to Mr. Arnold.

➤➤➤ Perform for Mr. Arnold the Spring Concert music by May 4.

_____ Date: _____
(Mr. A's initials)

